

2015 Annual Report

LAST YEAR, THE CHILDREN'S SPINE FOUNDATION
 PUBLISHED
15 RESEARCH ARTICLES
 EDUCATED
30 CLINICIANS
 DIRECTLY HELPED
13 FAMILIES

PRESIDENT'S MESSAGE

"Look closely at the present you are constructing. It should look like the future you are dreaming."


– Alice Walker

As a father, clinician, and President of the Children's Spine Foundation, I know this sentiment is never more true than when we help children and families dealing with complex spine deformity. We understand that our research and educational accomplishments impact not only those we are treating today, but all children with spine problems.

In 2015, the Children's Spine Foundation published articles on the treatment of early onset scoliosis, presented at major conferences, educated our peers, and helped families obtain quality medical care. Because of the tremendous support of our donors and partners, we improved the lives of over 3,000 children living with complex scoliosis and paved a better path for those yet to come.

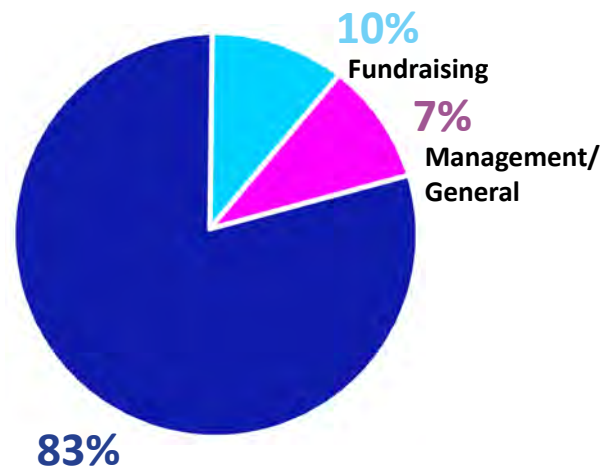
Please join us as we look closely at our current successes and plan for a future when all children with spine deformity are not limited by their condition; but flourish through childhood into mature, happy, and healthy adults.

Jack Flynn
 Jack Flynn, MD
 President



FINANCE

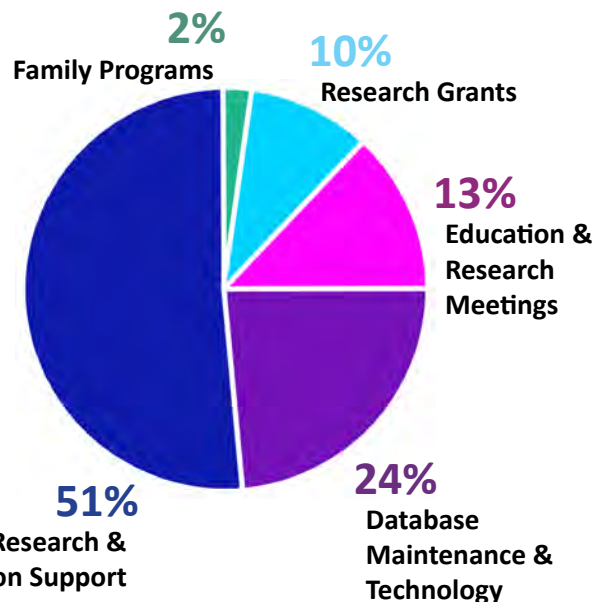
How We Use Our Funds



Program Services

Nature of Our Programs

\$374,819



Research & Publication Support

RESEARCH

In 2015, the Children's Spine Foundation spent \$374K to support medical access, research, and education in the area of early onset scoliosis (EOS).

Major research topics:

- Improving quality of life for all EOS patients
- Best treatments for our youngest patients
- Reducing infection and complications
- Standardizing practice among all major centers
- Indicators of pulmonary function
- Final treatments for our oldest patients



FAMILIES

The Families In-Need Program was launched in 2013, with the goal of helping families with financial challenges access medical care. We are working with family support networks to expand our reach and have begun to improve access to comprehensive care for our most complex patients, both in the US and abroad. In 2015, we helped seven families within the U.S. obtain access to medical care.



SUPPORT



The Spine Foundation sponsors research and education to end spine-related disability. In 2015 they supported two of our research projects focused on quality of life and spine disability for children with complex early onset scoliosis. Through our supporters, we are able to maintain a robust database that is used by researchers around the globe to conduct studies to improve the life of children dealing with early onset scoliosis. There are now almost 3,000 patients that are being followed at 25 participating medical centers. Over 10,000 patient visits and progress reports have been entered. Collaborations like this are critical to achieving our mutual goal of helping all children with spine deformity lead better lives.

EDUCATION

Before he was even born, Tristan was diagnosed with multiple medical conditions. Through testing and ultrasound, it was found that Tristan had one kidney, a congenital connective tissue disorder called Congenital Contractural Arachnodactyly (CCA), and most concerning, an extra rib and hemivertebrae. Spine deformity at an early age can affect not only a child's body shape, but more importantly lung growth and development. When he was born, Tristan's scoliosis was 30 degrees. In less than two years it had progressed to 91 degrees. Through research and prayer, Tristan's family found Dr. Jack Flynn at Children's Hospital of Philadelphia. Dr. Flynn has been treating Tristan for the past six years. At seven years old, Tristan has had 13 surgeries and is expected to continue treatment until he reaches maturity. By sharing his story, his family hopes to help others that are just beginning on their journey.

Share. Learn. Grow.
Tristan with Susie Leica,
current Miss Michigan and
Ambassador for Children's
Spine Foundation



VISIONARIES

2015 CHILDREN SPINE STUDY GROUP ACCOLADES



Randy Betz, MD received the Scoliosis Research Society Lifetime Achievement Award in recognition of his more than 30 years of experience caring for children and adults with spinal conditions.



Pat Cahill, MD of Children's Hospital of Philadelphia won the AAOS Best Movie (Spine Section) for his magnetic rod insertion technique.



Nick Fletcher, MD was named the Director of Spine Quality for Children's Healthcare of Atlanta and received the George E. Wright Faculty of the Year Award.



Michael Glotzbecker, MD from Boston Children's Hospital was awarded the Angela S. M. Kuo Award from POSNA for his work on "The Effect of Risser Body Casts on the Growth and Development of the Spine, Thorax and Lungs Using Immature Rabbit Model".



Noelle Larson, MD from Mayo Clinic traveled to Australia, New Zealand, and Hong Kong as a participant in the Asia Pacific POSNA Traveling Fellowship.



Greg Redding, MD of Seattle Children's Hospital received the Edwin L. Kendig Lifetime Achievement Award in Pediatric Pulmonary Medicine. The award was sponsored by the American Academy of Pediatrics.



Amer Samdani, MD of Shriners' Hospital in Philadelphia was appointed to the Board of Directors for the Scoliosis Research Society.



Jeff Sawyer, MD from the Campbell Clinic in Memphis, TN was elected to the POSNA Board of Directors and recognized by the POSNA for his outstanding service and excellence to the mission of the society.

TODAY RESEARCH EDUCATION FAMILY SUPPORT

Attaining this goal is only possible with your help. Your donation helps fund lifesaving research and provides information and support to patients and families throughout their journey. The CSF is a 501(c)(3) non-profit foundation which relies solely on donations to pursue our mission. Change a child's future today.

Over the past ten years, the Children's Spine Foundation (CSF) has partnered with researchers from leading pediatric medical institutions to better understand how to treat spine deformity in young children. Today our research has improved the lives of so many children, making their future brighter than it has been in the past.

THE FUTURE CHILDREN WITH SPINE PROBLEMS LIVING LONGER, BETTER LIVES

SPECIAL RECOGNITION

Mr. Hansjörg Wyss' multi-year gift has profoundly impacted all aspects of our Foundation and allows us to work tirelessly towards our mission.

DePuy Synthes Spine, a strong supporter over many years, generously supported various research projects.

Jessica Matthies designed this piece of artwork for the Children's Spine Foundation. Jessica had scoliosis surgery at age 13 and uses her talent to help others on the same journey. Thank you Jessica!



...Leadership...

Jack M. Flynn, MD
President
Philadelphia, PA

Michael G. Vitale, MD, MPH
Vice President
New York, NY

Ron El-Hawary, MD
Secretary
Halifax, NS

Steve Schwartz
Treasurer
Malvern, PA

John T. Smith, MD
Founding Member
Salt Lake City, UT

Randal R. Betz, MD
Founding Member
Princeton, NJ

Bob Campbell, MD
Board Emeritus
Philadelphia, PA

Amer Samdani, MD
Executive Committee Member
Philadelphia, PA

Jeff Sawyer, MD
Executive Committee Member
Memphis, TN

Tricia St. Hilaire, MPH
Executive Director
Valley Forge, PA

...Foundation Team...

Tara Flynn
Director, Reporting & Analytics

Sarah Mumford
Administrative Director

Lan Torii
Radiographic Measurer